
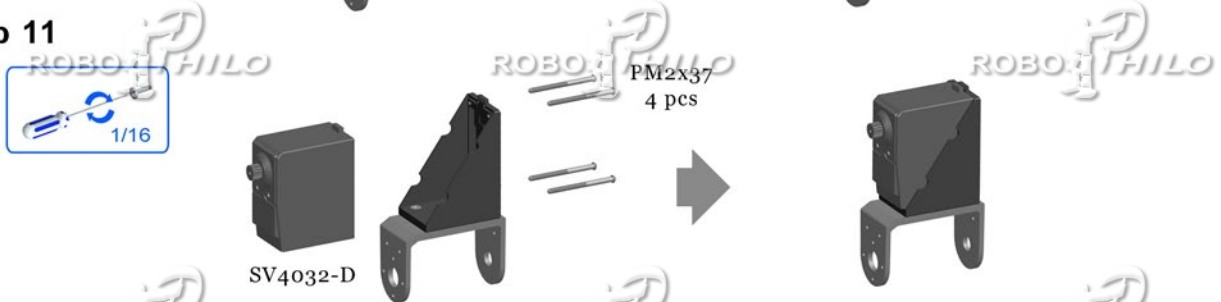


Build the left leg of Philo Junior

Step 10



Step 11



Step 12



Carefully Slide the top and then the bottom of SV4043-D into RB002.




Do not press too hard.



Step 13



Do not tighten this screw too much.



Step 14



Similarly, carefully slide the top and then the bottom of SV4043-D into RB002.



Do not press too hard.

